

Redhedge UCITS ICAV Relative Value UCITS Fund Class A EUR

Monthly Newsletter –Week ending October 3rd, 2023
For professional investors only. Not directed at retail investors

Performance

Source: Internal data

NAV	103.52	
Week	0.22%	1 Year Return (rolling) 2.16%
Current Month	0.18%	Max Drawdown (Daily) -0.30%
YTD	1.45%	Positive Mths Since Incept. 20
Inception	3.52%	Negative Mths Since Incept 12
Annualized Rtrn Since Inc.	1.34%	

Fund overview

The fund's strategy is founded on the fact that, in credit markets, short term price volatility can temporarily lead to relative mispricing of bonds. Our model enables us to incorporate long term dislocations into a traditional yield curve approach. These structural factors are a persistent characteristic of a bond that can throw-off a more naive RV strategy. The distinction between short-term and long-lasting price influences is critical for a successful RV strategy. Our sector specialists identify the reasoning behind price mis-alignments and search for those likely to correct in the short/medium term. Using a long/short approach, we aim to capture the differential between bond spreads (within the same bond curve or sector) generated by temporarily imbalances and profit once the factors that cause this mis-pricing dissipate.

Ratios

Source: Internal data

Sharpe (annualized)	2.33
Std. Dev. (of annualized rtn)	0.36

Fund Information

Source: Internal data

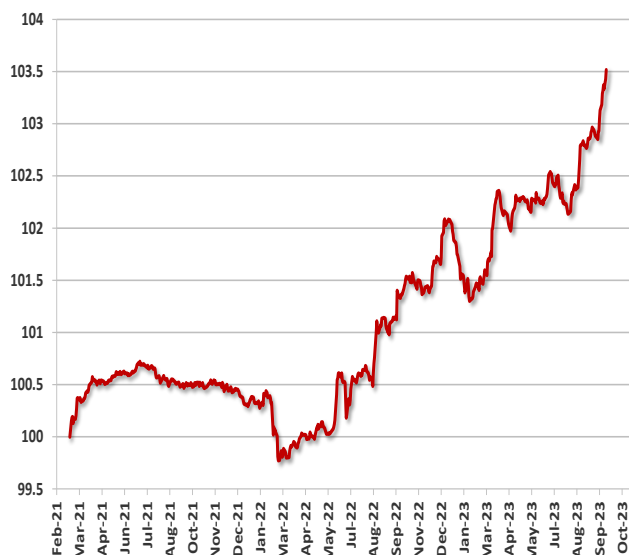
ISIN	IE00BKPKGX98	Performance Fee	20%
Bloomberg Code	RHRVUCA ID	Redemption	Daily
Inception Date	1 March 2021	Min. Subscription	100K EUR
Fund AUM	142MM EUR	Fund Manager	Andrea Seminara
Management Fee	1%		

Monthly Returns Since Inception

Year	Jan	Feb	Mar	Apr	May	Jun	Jul	Aug	Sep	Oct	Nov	Dec	Year Tot.
2021			0.49%	0.06%	0.09%	0.12%	-0.15%	-0.02%	-0.03%	0.00%	-0.01%	-0.17%	0.32%
2022	0.00%	-0.31%	-0.05%	0.07%	0.03%	0.15%	0.40%	0.43%	0.22%	0.13%	0.14%	0.44%	1.76%
2023	-0.51%	0.00%	0.68%	0.07%	-0.02%	0.19%	-0.27%	0.64%	0.51%	0.18%			1.45%

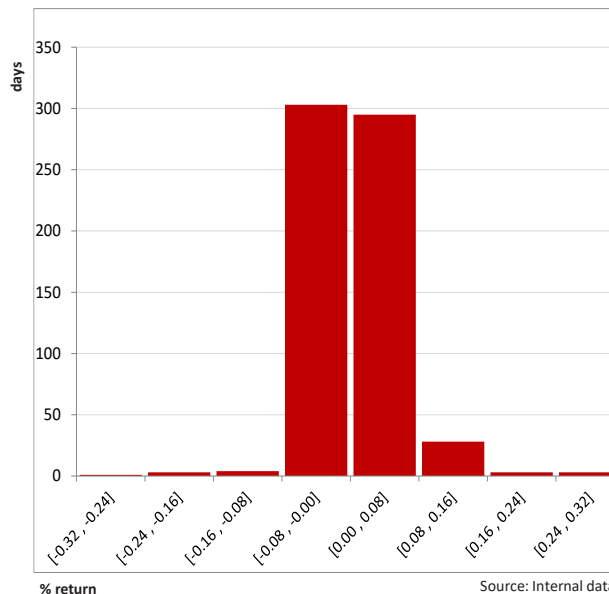
Source: Internal data

NAV Cumulative Performance Since Inception



Source: Internal data

Histogram of Daily Returns (640 days)



Source: Internal data

DISCLAIMER

For Swiss investors:

The domicile of the Fund is Ireland. The Representative of the Fund in Switzerland is OpenFunds Investment Services AG, with its registered office at Seefeldstrasse 35, CH-8008 Zurich, Tel +41 44 500 31 08, www.open-funds.ch. Società Bancaria Ticinese SA, Piazza Collegiata 3, 6501 Bellinzona, Tel. +41 91 821 51 21, Fax. +41 91 825 66 18, www.bancaria.ch. The distribution of Shares of the Fund in Switzerland must be made exclusively to Qualified Investors. The place of performance and jurisdiction for the Shares of the Fund distributed in Switzerland is at the registered office of the Representative. Publications to Swiss investors in respect of the Shares of the Fund are effected on the electronic platform www.fundinfo.com.

RED HEDGE

investor services:
email:
website:

+44 (0)20 3940 5626
info@redhedge.com
www.redhedge.com

Redhedge UCITS ICAV Relative Value UCITS Fund Class Z EUR

Monthly Newsletter –Week ending October 3rd, 2023
For professional investors only. Not directed at retail investors

Performance

Source: Internal data

NAV	102.46		
Week	0.21%	1 Year Return (rolling)	1.75%
Current Month	0.17%	Max Drawdown (Daily)	-0.31%
YTD	1.16%	Positive Mths Since Incept.	19
Inception	2.46%	Negative Mths Since Incept	13
Annualized Rtrn Since Inc.	0.94%		

Fund overview

The fund's strategy is founded on the fact that, in credit markets, short term price volatility can temporarily lead to relative mispricing of bonds. Our model enables us to incorporate long term dislocations into a traditional yield curve approach. These structural factors are a persistent characteristic of a bond that can throw-off a more naive RV strategy. The distinction between short-term and long-lasting price influences is critical for a successful RV strategy. Our sector specialists identify the reasoning behind price mis-alignments and search for those likely to correct in the short/medium term. Using a long/short approach, we aim to capture the differential between bond spreads (within the same bond curve or sector) generated by temporarily imbalances and profit once the factors that cause this mis-pricing dissipate.

Ratios

Source: Internal data

Sharpe (annualized)	1.56
Std. Dev. (of annualized rtn)	0.34

Fund Information

Source: Internal data

ISIN	IE00BKPKGY06	Performance Fee	20%
Bloomberg Code	RHRVUCZ ID	Redemption	Daily
Inception Date	1 March 2021	Min. Subscription	10K EUR
Fund AUM	142MM EUR	Fund Manager	Andrea Seminara
Management Fee	1.5%		

Monthly Returns Since Inception

Year	Jan	Feb	Mar	Apr	May	Jun	Jul	Aug	Sep	Oct	Nov	Dec	Year Tot.
2021			0.46%	0.03%	0.06%	0.08%	-0.19%	-0.05%	-0.07%	0.04%	-0.06%	-0.25%	-0.09%
2022	-0.03%	-0.35%	-0.09%	0.03%	-0.02%	0.11%	0.42%	0.43%	0.19%	0.10%	0.10%	0.43%	1.43%
2023	-0.55%	-0.04%	0.66%	0.04%	-0.06%	0.16%	-0.34%	0.64%	0.48%	0.17%			1.16%

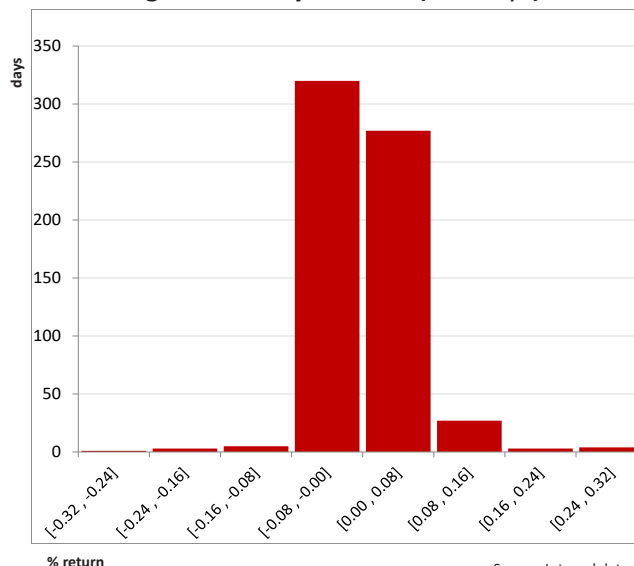
Source: Internal data

NAV Cumulative Performance Since Inception



Source: Internal data

Histogram of Daily Returns (640 days)



Source: Internal data

DISCLAIMER

For Swiss investors:

The domicile of the Fund is Ireland. The Representative of the Fund in Switzerland is OpenFunds Investment Services AG, with its registered office at Seefeldstrasse 35, CH-8008 Zurich, Tel +41 44 500 31 08, www.open-funds.ch. Società Bancaria Ticinese SA, Piazza Collegiata 3, 6501 Bellinzona, Tel. +41 91 821 51 21, Fax. +41 91 825 66 18, www.bancaria.ch. The distribution of Shares of the Fund in Switzerland must be made exclusively to Qualified Investors. The place of performance and jurisdiction for the Shares of the Fund distributed in Switzerland is at the registered office of the Representative. Publications to Swiss investors in respect of the Shares of the Fund are effected on the electronic platform www.fundinfo.com.

RED HEDGE

investor services:
email:
website:

+44 (0)20 3940 5626
info@redhedge.com
www.redhedge.com

Monthly Comment - Month ending September 30th, 2023

The month of September saw modest widening as, once again, Central Bank decisions were front and centre, dictating the trajectory for credit markets. Diverging from the ECB's 25bp hike, the FED decided to keep its rate unchanged. A pause, accompanied with a hawkish tone and a higher dot-plot, as a result of which the rates market now expects one more hike this year and less cuts than previously expected, next year. This further tightening of financial conditions, as 'higher for longer' must now be the base case, and will work its way through the economy; it is our core thesis that credit spreads will be impacted more strongly by this going forward. Credit and rates markets have had a lot of difficulty coming to terms with the new inflationary paradigm, seemingly always underestimating how far/high central banks are willing to go to rein-in inflation. As a result, we see little upside in overly long credit, trading near YTD tight, particularly highly-levered "defensive" names with high refinancing needs over the coming 12-24 months.

The Itraxx Main IG Index widened by around 7bps to 80bp area in the new series (S40), while the Itraxx XOVER HY index widened around 35bps to 435bps area in the new CDS Index series. Cash bonds were more resilient as they tightened by 10bps in the first half of the month but eventually gave back returns and widened back 10bps to 173bp spread area by the end of the month. As we mentioned earlier, rates were a big mover which contributed to the risk-off move this month as the rates curve bear steepened. The 10yr point was around 35 wider at around 2.85% and the German 5y10y curve steepened by around 6-7bps back to +6.5bps and positive territory again after being inverted for pretty much most of the year, as spreads (and outright yields) have come under considerable pressure in the last few days of the month. With bund yields nearing 3% and volatility in the rates market picking up significantly, there is little upside being long credit here. In addition, the underweight positioning across real-money investors that had been apparent all of the first half of the year has reversed, with both CTA and Real-Money adding risk, both through CDS indices and supply. As a result, we remain cautious and see potential scope for more material widening going into the last few months of the year.

Our strategy benefitted from this return in volatility and uncertainty in the market as some of our pair trades mainly worked. Namely the pairs where we were focused on long higher quality and low beta bonds against lower quality and higher beta bonds - which are essentially decompression trades - started to perform. Also, our curve steepener trades in corporate hybrids performed - we have long short duration hybrids and shorted longer call hybrids within the same issuer. One issuer where this trade performed very well was Bayer (BAYNGR) where a tender was announced to call their NC23 and NC24 bonds and new issuance of hybrids callable in 5.25yrs and 8.25yrs which caused the curve to steepen, and we could take profit on both our long and short positions.

Lastly, we also have a fundamental catalyst trade that started to perform. We have started to build a long position in Tennet Senior Unsecured bonds (Tennet is Dutch government owned utility, operating transmission and networks, in the Netherlands and Germany) which we hedged vs cyclical corporate senior bonds. This was a well flagged story as the German government was in negotiation with the Dutch to purchase the German operations of Tennet in a deal worth potentially more than 20bn EUR. We viewed this sale as very likely to happen, with an uncertain timing due to the collapse of the Dutch government. However, the latest news flow suggests that negotiations are ongoing, leading the market to believe in an earlier deal and therefore started to price these bonds tighter. The outcome is also uncertain, but we think a variation of the following is most likely to occur: (1) a sale of the German assets with debt, which means some "newer" Tennet bonds with embedded substitution language in the prospectus could trigger a Change of control at par, (2) an outright sale would lead to Tennet making whole their bonds at a premium or (3) the cash from the sale will be used to tender (asset liability management) existing bonds. This has caused the Tennet curve to outperform and we continue to monitor the situation.

Redhedge Investment Team

DISCLAIMER

This information is being communicated by Redhedge AM LLP, which is authorised and regulated by the Financial Conduct Authority. This material is for information only and does not constitute an offer or recommendation to buy or sell any investment, or subscribe to any investment management or advisory service. It is only directed and may only be distributed to persons who are Professional Clients or Eligible Counterparties and is not, under any circumstances, intended for distribution to the general public.

With investment, your capital is at risk and the value of an investment and the income from it can go up as well as down, it may be affected by exchange rate variations and you may not get back the amount invested. Past performance is not necessarily a guide to future performance and where past performance is quoted gross then investment management charges as well as transaction charges should be taken into consideration, as these will affect your returns. Any tax allowances or thresholds mentioned are based on personal circumstances and current legislation, which is subject to change.

We do not represent that this information, including any third party information, is accurate or complete and it should not be relied upon as such. Opinions expressed herein reflect the opinion of Redhedge AM LLP and are subject to change without notice. No part of this document may be reproduced in any manner without the written permission of Redhedge AM LLP, however recipients may pass on this document but only to others falling within this category. This information should be read in conjunction with the relevant fund documentation which may include the fund's prospectus, simplified prospectus or supplement documentation and if you are unsure if any of the products and portfolios featured are the right choice for you, please seek independent financial advice provided by regulated third parties.

For Swiss investors:

The domicile of the Fund is Ireland. The Representative of the Fund in Switzerland is OpenFunds Investment Services AG, with its registered office at Seefeldstrasse 35, CH-8008 Zurich, Tel +41 44 500 31 08, www.openfunds.ch, Società Bancaria

Ticinese SA, Piazza Collegiata 3, 6501 Bellinzona, Tel. +41 91 821 51 21, Fax. + 41 91 825 66 18, www.bancaria.ch. The distribution of Shares of the Fund in Switzerland must be made exclusively to Qualified Investors. The place of performance and jurisdiction for the Shares of the Fund distributed in Switzerland is at the registered office of the Representative. Publications to Swiss investors in respect of the Shares of the Fund are effected on the electronic platform www.fundinfo.com.

RED-HEDGE

Investor services:

+44 (0)20 3940 5626

Email:

info@redhedge.com

Website:

www.redhedge.com